





Cederberg Municipality



Service Delivery Budget Implementation Plan 2018/19




Municipal Finance Management Act:

Section 53(1)(c)(ii) - Approval by the Mayor

The Top Layer Service Delivery Budget Implementation Plan, indicating how the budget and the strategic objectives of Council will be implemented, is herewith submitted in terms of Sections 69(3) and 53(1)(c)(ii) of the Municipal Finance Management Act (MFMA), MFMA Circular No. 13 and the Budgeting and Reporting Regulation for the necessary approval.

Print Name P. L. Volschenk.

Municipal Manager of Cederberg Municipality

Signature 


Date 18/06/2018

Approval

The Top Layer Service Delivery Budget Implementation Plan is herewith approved in terms of Section 53(1)(c)(ii) of the Municipal Finance Management Act (MFMA).

Print Name J. Barnard

Mayor of Cederberg Municipality

Signature 

Date 18-06-2018

Agent	Discourse [R]	Function [R]	Municipal KPA [R]	SP Objective [R]	Municipal KPA [R]	KSP Items [R]	Unit of Measurement	Ward [R]	KSP Owner [R]	Baseline	PCE	Target Type [R]	Annual Target	Q1	Q2	Q3	Q4
1	3 Integrated Development Services	Housing (Core Function) - Informal Settlements	Basic Service Delivery	Enable a resilient, sustainable, quality and safe environment and human settlements i.e. housing services and informal settlement upgrade	Basic Service Delivery	Develop an Informal Settlement Management Plan and submit to Council by 31 December 2018	Informal Settlement Management Plan submitted to Council	All	Director: Community Services	New KPI for 2018/19	Agenda of Council Meeting	Number	1	0	0	0	1
2	3 Integrated Development Services	Housing (Core Function) - Informal Settlements	Basic Service Delivery	Enable a resilient, sustainable, quality and safe environment and human settlements i.e. housing services and informal settlement upgrade	Basic Service Delivery	Develop an Informal Human Settlements Management Strategy and submit to Council by 30 June 2019	Informal Human Settlements Integration Strategy submitted to Council	All	Director: Community Services	New KPI for 2018/19	Agenda of Council Meeting	Number	1	0	0	0	1
3	3 Integrated Development Services	Housing (Non-core Function) - Housing	Basic Service Delivery	Enable a resilient, sustainable, quality and safe environment and human settlements i.e. housing services and informal settlement upgrade	Basic Service Delivery	Construct 100 top structures in Lamberts Bay P1 No. 114 by 30 June 2019	Number of top structures constructed	5	Director: Community Services	New KPI for 2018/19	Completion Certificate	Number	100	0	0	0	100
4	3 Integrated Development Services	Housing (Non-core Function) - Housing	Basic Service Delivery	Enable a resilient, sustainable, quality and safe environment and human settlements i.e. housing services and informal settlement upgrade	Basic Service Delivery	Service 197 Jims in Lamberts Bay P1 P1 No. 114 by 30 June 2019	Number of Jims serviced	5	Director: Community Services	New KPI for 2018/19	Completion Certificate	Number	167	0	0	0	167
5	1 Office of the Municipal Manager	Planning and Development (Core Function) - Economic Development/Planning	Local Economic Development	Facilitate, enhance and nurture sustainable economic growth and eradicate poverty	Local Economic Development	Establish a Business Development Forum with organised business for the municipal area by 31 December 2018	Business Development Forum established	All	Director: Community Services	New KPI for 2018/19	Minutes of meeting	Number	1	0	1	0	0
6	1 Office of the Municipal Manager	Planning and Development (Core Function) - Economic Development/Planning	Local Economic Development	Facilitate, enhance and nurture sustainable economic growth and eradicate poverty	Local Economic Development	Conduct training initiatives with SMEs during the 2018/19 financial year	Number of training initiatives conducted	All	Director: Community Services	New KPI for 2018/19	Attendance Register	Number	4	1	1	1	1
7	1 Office of the Municipal Manager	Planning and Development (Core Function) - Economic Development/Planning	Local Economic Development	Facilitate, enhance and nurture sustainable economic growth and eradicate poverty	Local Economic Development	Develop a Preferential Procurement Policy and submit to Council by 31 March 2019	Preferential Procurement Policy submitted to Council	All	Director: Community Services	New KPI for 2018/19	Agenda of Council Meeting	Number	1	0	0	1	0
8	1 Office of the Municipal Manager	Planning and Development (Core Function) - Economic Development/Planning	Local Economic Development	Facilitate, enhance and nurture sustainable economic growth and eradicate poverty	Local Economic Development	Conduct an Investment Promotion Roadshow by 30 September 2018	Investment Promotion Roadshow conducted	All	Director: Community Services	New KPI for 2018/19	Attendance Register	Number	1	1	0	0	0
9	1 Office of the Municipal Manager	Planning and Development (Core Function) - Economic Development/Planning	Local Economic Development	Facilitate, enhance and nurture sustainable economic growth and eradicate poverty	Local Economic Development	Develop an Investment Promotion Action Plan and submit to Council by 31 March 2019	Investment Promotion Action Plan submitted to Council	All	Director: Community Services	New KPI for 2018/19	Agenda of Council Meeting	Number	1	0	0	1	0
10	1 Office of the Municipal Manager	Other (Core Function) - Tourism	Local Economic Development	Facilitate, enhance and nurture sustainable economic growth and eradicate poverty	Local Economic Development	Develop a Destination of Choice Action Plan and submit to Council by 31 March 2019	Development of Choice Action Plan submitted to Council	All	Director: Community Services	New KPI for 2018/19	Agenda of Council Meeting	Number	1	0	0	1	0
11	1 Office of the Municipal Manager	Other (Core Function) - Tourism	Local Economic Development	Facilitate, enhance and nurture sustainable economic growth and eradicate poverty	Local Economic Development	Develop a new Tourism Strategy for Georgeburg municipal area and submit to Council by 31 December 2018	Tourism Strategy submitted to Council	All	Director: Community Services	New KPI for 2018/19	Agenda of Council Meeting	Number	1	0	1	0	0
12	1 Office of the Municipal Manager	Planning and Development (Core Function) - Economic Development/Planning	Local Economic Development	Facilitate, enhance and nurture sustainable economic growth and eradicate poverty	Local Economic Development	Spend 10% of the approved project budget for the development of Bhebeke for SMEs by 30 September 2018	Percentage budget spent	5	Director: Community Services	New KPI for 2018/19	Financial Systems Report	Percentage	90	20	40	70	90
13	3 Integrated Development Services	Planning and Development (Core Function) - Economic Development/Planning	Local Economic Development	Facilitate, enhance and nurture sustainable economic growth and eradicate poverty	Local Economic Development	Spend 10% of the approved project budget to assist the elderly with transport (Gratwaater to the project) x100	Percentage budget spent	All	Director: Community Services	New KPI for 2018/19	Financial Systems Report	Percentage	90	20	40	70	90
14	3 Integrated Development Services	Spent and Recreation (Core Function) - Recreation	Basic Service Delivery	Improve and sustain basic service delivery and infrastructure	Basic Service Delivery	Conduct an assessment of all non-core assets (e.g. sports & caravan parks) and capital assets (e.g. roads) and submit to Council by 31 October 2018	Report submitted to Council	All	Director: Community Services	New KPI for 2018/19	Completion Certificate	Number	1	0	1	0	0
15	3 Integrated Development Services	Planning and Development (Core Function) - Recreation	Basic Service Delivery	To facilitate social cohesion, safe and healthy communities	Basic Service Delivery	Develop a Social Development Framework and submit to Council by 31 March 2019	Social Development Framework submitted to Council	All	Director: Community Services	New KPI for 2018/19	Agenda of Council Meeting	Number	1	0	0	1	0
16	3 Integrated Development Services	Planning and Development (Core Function) - Recreation	Basic Service Delivery	To facilitate social cohesion, safe and healthy communities	Basic Service Delivery	Spend 10% of the approved project budget to assist the elderly with transport (Gratwaater to the project) x100	Percentage budget spent	5	Director: Community Services	New KPI for 2018/19	Financial Systems Report	Percentage	90	20	40	70	90
17	2 Financial and Administrative Services	Finance and Administration (Core Function) - Human Resources	Municipal Transformation (Core Function) - Human Resources	Development and transformation of the people-centred human resources and services to citizens, staff and Council	Municipal Transformation (Core Function) - Human Resources	The number of people from employment equity target groups employed in the new highest level of management in compliance with the equity plan as at 30 June 2019	Number of people employed	All	Director: Corporate Services	1	Letter of Appointment	Number	1	0	0	0	1
18	2 Financial and Administrative Services	Finance and Administration (Core Function) - Human Resources	Municipal Transformation (Core Function) - Human Resources	Development and transformation of the people-centred human resources and services to citizens, staff and Council	Municipal Transformation (Core Function) - Human Resources	The percentage of the municipal's personnel budget actually spent on implementing its employment equity plan as at 30 June 2019	Percentage of budget spent on implementing equity plan	All	Director: Corporate Services	0.5%	Financial Report	Percentage	0.5	0	0	0	0.5

Toplayer Service Delivery Budget Implementation Plan for 2018/19

Unit	Directorate [8]	Function [8]	National KPIs [8]	IP Objectives [8]	Municipal KPIs [8]	KPI Name [4]	Unit of Measurement	Ward [8]	KPI Owner [4]	Baseline	PCE	Target Type [8]	Annual Target	Q1	Q2	Q3	Q4
19	1 Office of the Municipal Manager	Finance and Administration (Core function) - Risk Management	Municipal Transformation and Institutional Development	Development and transformation of the Council to provide a professional, efficient and effective administrative services to Council.	Municipal Transformation and Institutional Development	Complete the annual Risk Assessment and submit to Council for approval by 31 March 2019	Strategic and operational risk register submitted to the Risk Committee	All	Director: Corporate Services	1	Minutes of meeting	Number	1	0	0	1	0
20	1 Office of the Municipal Manager	Finance and Administration (Core function) - Administrative and Corporate Support	Municipal Transformation and Institutional Development	Transformation of the Council to provide a professional, efficient and effective administrative services to Council.	Municipal Transformation and Institutional Development	Review the Standing Rules of Order and submit to Council for approval by 30 September 2018	Reviewed Standing Rules of Order submitted to Council for approval	All	Director: Corporate Services	1	Agenda of Council meeting	Number	1	1	0	0	0
21	2 Financial and Administrative Services	Finance and Administration (Core function) - Human Resources	Municipal Transformation and Institutional Development	Transformation of the Council to provide a professional, efficient and effective administrative services to Council.	Municipal Transformation and Institutional Development	Review the Performance Management Framework and submit to Council for approval by 31 May 2019	Performance Management Framework developed and submitted to Council	All	Director: Corporate Services	New KPI for 2018/19	Agenda of Council meeting	Number	1	0	0	0	1
22	2 Financial and Administrative Services	Finance and Administration (Core function) - Human Resources	Municipal Transformation and Institutional Development	Transformation of the Council to provide a professional, efficient and effective administrative services to Council.	Municipal Transformation and Institutional Development	Fill 90% of budgeted vacancies by 30 June 2019	Percentage of budgeted vacancies filled	All	Director: Corporate Services	90%	Approved Organogram	Percentage	90	0	0	0	90
23	2 Financial and Administrative Services	Finance and Administration (Core function) - Human Resources	Municipal Transformation and Institutional Development	Transformation of the Council to provide a professional, efficient and effective administrative services to Council.	Municipal Transformation and Institutional Development	Review the Organogram and submit to Council by 31 March 2019	Organogram submitted to Council	All	Director: Corporate Services	1	Agenda of Council meeting	Number	1	0	0	1	0
24	2 Financial and Administrative Services	Finance and Administration (Core function) - Information Technology	Municipal Transformation and Institutional Development	Transformation of the Council to provide a professional, efficient and effective administrative services to Council.	Municipal Transformation and Institutional Development	Secure an electronic Record Management System by 31 December 2018	Record Management System procured	All	Director: Corporate Services	0	Payment receipt	Number	1	0	1	0	0
25	2 Financial and Administrative Services	Finance and Administration (Core function) - Human Resources	Municipal Transformation and Institutional Development	Transformation of the Council to provide a professional, efficient and effective administrative services to Council.	Municipal Transformation and Institutional Development	Secure an electronic system for the Organizational Structure by 30 June 2019	Electronic system for the Organizational Structure procured	All	Director: Corporate Services	0	Payment receipt	Number	1	0	0	0	1
26	2 Financial and Administrative Services	Finance and Administration (Core function) - Information Technology	Municipal Transformation and Institutional Development	Transformation of the Council to provide a professional, efficient and effective administrative services to Council.	Municipal Transformation and Institutional Development	Spend 90% of the approved budget for the upgrade of the ICT network infrastructure by 30 June 2019 (Total expenditure on project/ Approved budget for the project x 100)	Percentage budget spent	All	Director: Corporate Services	New KPI for 2018/19	Financial Systems Report	Percentage	90	0	0	0	90
27	2 Financial and Administrative Services	Finance and Administration (Core function) - Information Technology	Municipal Transformation and Institutional Development	Transformation of the Council to provide a professional, efficient and effective administrative services to Council.	Municipal Transformation and Institutional Development	Upgrade the telephone system by 30 June 2019	Telephone system upgraded	All	Director: Corporate Services	New KPI for 2018/19	Payment receipt	Number	1	0	0	0	1
28	2 Financial and Administrative Services	Finance and Administration (Core function) - Information Technology	Municipal Transformation and Institutional Development	Transformation of the Council to provide a professional, efficient and effective administrative services to Council.	Municipal Transformation and Institutional Development	Develop a 5 year ICT Strategic Plan and submit to Council by 31 March 2019	5 year ICT Strategic Plan submitted to Council	All	Director: Corporate Services	New KPI for 2018/19	Agenda of Council meeting	Number	1	0	0	1	0
29	2 Financial and Administrative Services	Finance and Administration (Core function) - Asset Management	Good Governance and Public Participation	Good Governance and Public Participation	Good Governance and Public Participation	Spend 90% of approved maintenance budget for municipal buildings by 30 June 2019	Percentage budget spent	All	Director: Corporate Services	90%	Financial Systems Report	Percentage	90	0	40	70	90
30	2 Financial and Administrative Services	Internal Audit (Core function) - Governance function	Good Governance and Public Participation	Good Governance and Public Participation	Good Governance and Public Participation	Address 100% of ICT Audit finding by 30 June 2019	Percentage of Audit finding addressed	All	Director: Corporate Services	100%	Financial Systems Report	Percentage	100	0	0	0	100
31	3 Integrated Development Services	Housing (Core function) - Housing	Basic Service Delivery	Enable a resilient, sustainable, quality and inclusive lived human settlements, i.e. housing development and improvement of the settlement upgrade	Basic Service Delivery	Service 185 sites in Lamberts Bay by 30 June 2019	Number of sites serviced	5	Director: Engineering and Planning Services	185	Practical completion certificate	Number	185	0	0	0	185
32	3 Integrated Development Services	Planning and Development (Core function) - Economic Development/Planning	Local Economic Development	Facilitate, expand and nurture sustainable economic growth and eradicate poverty	Local Economic Development	Create 127 job opportunities in terms of EPWP by 30 June 2019	Number of job opportunities created in terms of EPWP	All	Director: Engineering and Planning Services	100	EPWP report	Number	127	0	0	0	127

Asset	Description [8]	Function [9]	Municipal KPA [10]	IP Objective [11]	Municipal KPA [12]	KSP News [13]	Unit of measurement	Ward [9]	KSP Owner [14]	Baseline	POT	Target Type [8]	Annual Target	Q1	Q2	Q3	Q4
33	3 Integrated Development Services	Sports and Recreation (Core function) - Stadium	Basic Service Delivery	Improve and sustain basic service delivery and infrastructure development	Basic Service Delivery	Complete the upgrade of the Clavellium Sport field by 30 June 2019	Project completed	3	Director: Engineering and Planning Services	Roll over project from 2017/18	Practical completion certificate	Number	1	0	0	0	1
34	3 Integrated Development Services	Electricity (Core function) - Electricity	Basic Service Delivery	Improve and sustain basic service delivery and infrastructure development	Basic Service Delivery	Spend 50% of the capital budget on phase 3 of the Lambert's Bay Housing Bulk Electricity project. Approved budget for the project: R100	% of capital budget spent	5	Director: Engineering and Planning Services	90%	Financial system report/Excel report generated by Finance	Percentage	90	20	40	70	90
35	3 Integrated Development Services	Electricity (Core function) - Electricity	Basic Service Delivery	Improve and sustain basic service delivery and infrastructure development	Basic Service Delivery	Spend 50% of the approved maintenance budget for roads on maintenance. Approved budget for maintenance: R100	% maintenance budget spent	All	Director: Engineering and Planning Services	90%	Financial system report/Excel report generated by Finance	Percentage	90	20	40	70	90
36	3 Integrated Development Services	Road Transport (Core function) - Road	Basic Service Delivery	Improve and sustain basic service delivery and infrastructure development	Basic Service Delivery	Spend 50% of the approved maintenance budget for roads on maintenance. Approved budget for maintenance: R100	% maintenance budget spent	All	Director: Engineering and Planning Services	90%	Financial system report/Excel report generated by Finance	Percentage	90	20	40	70	90
37	3 Integrated Development Services	Waste Water Management (Core function) - Waste Water Treatment	Basic Service Delivery	Improve and sustain basic service delivery and infrastructure development	Basic Service Delivery	Complete the Upgrade MWTW by 31 December 2018	Project completed	2	Director: Engineering and Planning Services	1	Practical completion certificate	Number	1	0	1	0	0
38	3 Integrated Development Services	Water Management (Core function) - Water Distribution	Basic Service Delivery	Improve and sustain basic service delivery and infrastructure development	Basic Service Delivery	Spend 50% of the approved maintenance budget for roads on maintenance. Approved budget for maintenance: R100	% maintenance budget spent	All	Director: Engineering and Planning Services	90%	Financial system report/Excel report generated by Finance	Percentage	90	20	40	70	90
39	3 Integrated Development Services	Planning and Development (Core function) - Project Management Unit	Basic Service Delivery	Improve and sustain basic service delivery and infrastructure development	Basic Service Delivery	Spend 100% of the M/G grant by 30 June 2019 (Total expenditure on M/G Grant/ Approved M/G allocation: R100)	% of budget spent	All	Director: Engineering and Planning Services	100%	Financial system report/Excel report generated by Finance	Percentage	100	20	40	70	100
40	3 Integrated Development Services	Water Management (Core function) - Water Storage	Basic Service Delivery	Improve and sustain basic service delivery and infrastructure development	Basic Service Delivery	Complete the construction of the desalination plant - Lambert's Bay by 31 March 2019	Project completed	5	Director: Engineering and Planning Services	90%	Practical completion certificate	Number	1	0	0	1	0
41	3 Integrated Development Services	Water Management (Core function) - Water Treatment	Basic Service Delivery	Improve and sustain basic service delivery and infrastructure development	Basic Service Delivery	95% of the water samples comply with SANS 241 indicators. Number of water samples taken: 241	% of water samples complying with SANS 241	All	Director: Engineering and Planning Services	95%	Lab results	Percentage	95	95	95	95	95
42	3 Integrated Development Services	Water Management (Core function) - Water Distribution	Basic Service Delivery	Improve and sustain basic service delivery and infrastructure development	Basic Service Delivery	Spend 50% of the approved maintenance budget for roads on maintenance. Approved budget for maintenance: R100	% maintenance budget spent	All	Director: Engineering and Planning Services	90%	Financial system report/Excel report generated by Finance	Percentage	90	20	40	70	90
43	3 Integrated Development Services	Water Management (Core function) - Solid Waste Disposal (Landfill Sites)	Basic Service Delivery	Improve and sustain basic service delivery and infrastructure development	Basic Service Delivery	Report bi-annually to Council during the 2018/19 financial year on the progress made with the waste management programme as per agreement with West Coast DM	Number of report submitted	All	Director: Engineering and Planning Services	2	Agenda of the Council meeting	Number	2	0	1	0	1
44	3 Integrated Development Services	Road Transport (Core function) - Roads	Basic Service Delivery	Improve and sustain basic service delivery and infrastructure development	Basic Service Delivery	Spend 50% of the capital budget approved for the upgrade of roads in Clavellium by 30 June 2019 (Total expenditure on project/ Approved budget for the project: R100)	% of capital budget spent	3	Director: Engineering and Planning Services	90%	Financial system report/Excel report generated by Finance	Percentage	90	20	40	70	90
45	3 Integrated Development Services	Road Transport (Core function) - Roads	Basic Service Delivery	Improve and sustain basic service delivery and infrastructure development	Basic Service Delivery	Spend 50% of the capital budget approved for the upgrade of roads in Clavellium by 30 June 2019 (Total expenditure on project/ Approved budget for the project: R100)	% of capital budget spent	All	Director: Engineering and Planning Services	90%	Financial system report/Excel report generated by Finance	Percentage	90	20	40	70	90
46	3 Integrated Development Services	Water Management (Core function) - Water Storage	Basic Service Delivery	Improve and sustain basic service delivery and infrastructure development	Basic Service Delivery	Complete the construction of a 1.5 Megalitre reservoir in Graafwater by 31 December 2018	Project completed	5	Director: Engineering and Planning Services	1	Practical completion certificate	Number	1	0	1	0	0
47	3 Integrated Development Services	Water Management (Core function) - Water Distribution	Basic Service Delivery	Improve and sustain basic service delivery and infrastructure development	Basic Service Delivery	Replace 150 water meters by 30 June 2019	Number of water meters replaced	All	Director: Engineering and Planning Services	150	Job card for the installation of the meter	Number	150	0	0	0	150
48	3 Integrated Development Services	Electricity (Core function) - Electricity	Basic Service Delivery	Improve and sustain basic service delivery and infrastructure development	Basic Service Delivery	Spend 50% of the capital budget approved for the upgrade of the electricity network within Clavellium by 30 June 2019 (Total expenditure on project/ Approved budget for the project: R100)	% of capital budget spent	All	Director: Engineering and Planning Services	90%	Financial system report/Excel report generated by Finance	Percentage	90	20	40	70	90
49	3 Integrated Development Services	Electricity (Core function) - Street Lighting and Signal Systems	Basic Service Delivery	Improve and sustain basic service delivery and infrastructure development	Basic Service Delivery	Spend 50% of the capital budget approved for the upgrade of the electricity network within Clavellium by 30 June 2019 (Total expenditure on project/ Approved budget for the project: R100)	% of capital budget spent	All	Director: Engineering and Planning Services	90%	Financial system report/Excel report generated by Finance	Percentage	90	20	40	70	90
50	3 Integrated Development Services	Water Management (Core function) - Sewerage	Basic Service Delivery	Improve and sustain basic service delivery and infrastructure development	Basic Service Delivery	Upgrade 41 disabled toilets in Graafwater by 30 June 2019	Number of toilets upgraded	5	Director: Engineering and Planning Services	New RPI for 2018/19	Practical completion certificate	Number	41	0	0	41	0
51	3 Integrated Development Services	Water Management (Core function) - Water Distribution	Basic Service Delivery	Improve and sustain basic service delivery and infrastructure development	Basic Service Delivery	Unit accounted for water to less than 1% by 30 June 2019 (Number of Meters/ Meters Purchased or Purified - Number of Meters/ Meters Purchased or Purified x 100)	% unaccounted water	All	Director: Engineering and Planning Services	18%	Financial system report and bulk water meter readings	Percentage	15	15	15	15	15
52	3 Integrated Development Services	Water Management (Core function) - Water Treatment	Basic Service Delivery	Improve and sustain basic service delivery and infrastructure development	Basic Service Delivery	Conduct weekly water tests for Clavellium	Number of water test conducted	3	Director: Engineering and Planning Services	New RPI for 2018/19	Lab results	Number	48	12	12	12	12
53	3 Integrated Development Services	Water Management (Core function) - Water Distribution	Basic Service Delivery	Improve and sustain basic service delivery and infrastructure development	Basic Service Delivery	Install water metering devices on the pipeline between the water treatment plant and Graafwater by 30 September 2018	Number of water meters installed	5/4	Director: Engineering and Planning Services	New RPI for 2018/19	Job card for the installation of the meter	Number	4	4	0	0	0
54	3 Integrated Development Services	Water Management (Core function) - Water Storage	Basic Service Delivery	Improve and sustain basic service delivery and infrastructure development	Basic Service Delivery	Conduct a study on additional water sources for the area and submit a report to Council by 31 March 2019	Study submitted to Council	All	Director: Engineering and Planning Services	New RPI for 2018/19	Agenda of the Council meeting	Number	1	0	0	1	0
55	3 Integrated Development Services	Electricity (Core function) - Electricity	Basic Service Delivery	Improve and sustain basic service delivery and infrastructure development	Basic Service Delivery	Provide electrical connection to 162 plots in Bloubaai by 30 June 2019	Number of electrical connection provided	2	Director: Engineering and Planning Services	New RPI for 2018/19	Practical completion certificate	Number	162	0	0	0	162

Acct.	Directorate [8]	Function [8]	National KPIs [8]	SP Objective [8]	Municipal KPIs [8]	KPI Name [8]	Unit of Measurement	Weight [8]	KPI Owner [8]	Baseline	PCE	Target Type [8]	Annual Target	Q1	Q2	Q3	Q4
56	3 Integrated Development Services	Electricity (Core function) - Electricity	Basic Service Delivery	Improve and sustain basic service delivery and infrastructure development.	Basic Service Delivery	Contract an electrical substation in Glenwilliam to increase the capacity by 30 June 2019	Project completed	3	Director: Engineering and Planning Services	New KPI for 2018/19	Practical completion certificate	Number	1	0	0	0	1
57	3 Integrated Development Services	Electricity (Core function) - Street Lighting and Signal Systems	Basic Service Delivery	Improve and sustain basic service delivery and infrastructure development.	Basic Service Delivery	Spend 10% of approved budget for the provision of additional streetlights and signals by 30 June 2019 (Total expenditure on project/ Approved budget for the project x 100)	Percentage budget spent	23.5	Engineering and Planning Services	New KPI for 2018/19	Financial system report/Excel report generated by Finance	Percentage	90	20	40	70	90
58	3 Integrated Development Services	Road Transport (Core function) - Road Transport	Basic Service Delivery	Improve and sustain basic service delivery and infrastructure development.	Basic Service Delivery	Construct speedbumps in Rodesburg by 30 June 2019	Number of speedbumps constructed	5.6	Director: Engineering and Planning Services	New KPI for 2018/19	Practical completion certificate	Number	2	0	0	0	2
59	3 Integrated Development Services	Community and Social Services (Core function) - Health and Facilities	Basic Service Delivery	Improve and sustain basic service delivery and infrastructure development.	Basic Service Delivery	Spend 10% of the approved project budget for the upgrade of community facilities in Citrusdal by 30 June 2019 (Total expenditure on project/ Approved budget for the project x 100)	% of budget spent	2	Director: Engineering and Planning Services	90%	Financial system report/Excel report generated by Finance	Percentage	90	20	40	70	90
60	3 Integrated Development Services	Water Management (Core function) - Water Storage	Basic Service Delivery	Improve and sustain basic service delivery and infrastructure development.	Basic Service Delivery	Develop 3 boreholes for Citrusdal and 2 boreholes for Citrusdal by 31 December 2018	Number of boreholes developed	2.3	Director: Engineering and Planning Services	New KPI for 2018/19	Practical completion certificate	Number	5	0	5	0	0
61	3 Integrated Development Services	Finance and Administration (Core function) - Publicity and Media Co-ordination	Basic Service Delivery	Improve and sustain basic service delivery and infrastructure development.	Basic Service Delivery	Conduct water awareness campaigns during 2018/19	Number of awareness campaigns conducted	All	Director: Engineering and Planning Services	New KPI for 2018/19	Benchmarks, flyers	Number	4	1	1	1	1
62	3 Integrated Development Services	Environmental Protection (Core function) - Coastal Protection	Basic Service Delivery	To facilitate social and infrastructure development	Basic Service Delivery	Develop a Municipal Coastal Management Program and submit to Council by 30 June 2019	Program submitted to Council	All	Director: Engineering and Planning Services	New KPI for 2018/19	Agenda of the Council meeting	Number	1	0	0	0	1
63	3 Integrated Development Services	Environmental Protection (Core function) - Pollution Control	Basic Service Delivery	To facilitate social and infrastructure development	Basic Service Delivery	Review Air Quality Management Plan and submit to Council for approval by 30 June 2019	Air Quality Management Plan submitted to Council	All	Director: Engineering and Planning Services	New KPI for 2018/19	Agenda of the Council meeting	Number	1	0	0	0	1
64	3 Integrated Development Services	Sports and Recreation (Core function) - Recreational Facilities	Basic Service Delivery	Improve and sustain basic service delivery and infrastructure development.	Basic Service Delivery	Upgrade play parks in Citrusdal	Number of play parks upgraded	5	Director: Infrastructure Services	New KPI for 2018/19	Completion Certificate	Number	1	0	0	0	1
65	3 Integrated Development Services	Sports and Recreation (Core function) - Sports Grounds and Stadiums	Basic Service Delivery	Improve and sustain basic service delivery and infrastructure development.	Basic Service Delivery	Upgrade of sport field in Citrusdal	Number of sport fields upgraded	5	Director: Infrastructure Services	New KPI for 2018/19	Completion Certificate	Number	1	0	0	0	1
66	3 Integrated Development Services	Sports and Recreation (Core function) - Sports Grounds and Stadiums	Basic Service Delivery	Improve and sustain basic service delivery and infrastructure development.	Basic Service Delivery	Construct fencing at rugby field in Agnets by 30 June 2019	Fence constructed	6	Director: Infrastructure Services	New KPI for 2018/19	Completion Certificate	Number	1	0	0	0	1
67	3 Integrated Development Services	Sports and Recreation (Core function) - Recreational Facilities	Basic Service Delivery	Improve and sustain basic service delivery and infrastructure development.	Basic Service Delivery	Spend 10% of the approved project budget for the beautification of in Elards Park and submit to Council for approval by 30 June 2019 (Approved budget for the project x 100)	Percentage budget spent	5	Director: Infrastructure Services	New KPI for 2018/19	Financial System Report	Percentage	90	20	40	70	90
68	2 Financial and Administrative Services	Finance and Administration (Core function) - Finance	Basic Service Delivery	Improve and sustain basic service delivery and infrastructure development.	Basic Service Delivery	Register emerging farmers of Graafwater on the financial rating system by 30 September 2018	Number of users registered	5	Director: Engineering and Planning Services	New KPI for 2018/19	Report from the financial system	Number	7	7	0	0	0
69	2 Financial and Administrative Services	Finance and Administration (Core function) - Finance	Municipal Financial Viability and Management	Financial viability and economic sustainability	Municipal Financial Viability and Management	The percentage of the municipal capital budget actually spent on capital projects by 30 June 2019 (Total actual grant expenditure on capital projects/ Approved budget for capital projects x 100)	% of capital budget spent on capital projects by 30 June 2019	All	Chief Financial Officer	90%	Financial Systems Report	Percentage	90	20	40	70	90
70	2 Financial and Administrative Services	Finance and Administration (Core function) - Finance	Municipal Financial Viability and Management	Financial viability and economic sustainability	Municipal Financial Viability and Management	Financial viability measured in terms of the municipality's ability to meet its service debt. Borrowing + Bank Overdraft + Short Term Lease Overdraft + Short Term Investment / Monthly Fixed Operational Expenditure excluding interest on loans and interest on bank overdrafts for Bad Debts, Impairment and loss on disposal of Assets	% of debt coverage	All	Chief Financial Officer	45%	Financial Statements	Percentage	45	0	0	0	45
71	2 Financial and Administrative Services	Finance and Administration (Core function) - Finance	Municipal Financial Viability and Management	Financial viability and economic sustainability	Municipal Financial Viability and Management	Financial viability measured in terms of the outstanding service debtors as at 30 June 2019 (Total actual grant expenditure on service debtors/ revenue received for services)	% of outstanding service debtors	All	Chief Financial Officer	100%	Financial Statements	Percentage	30	0	0	0	30
72	2 Financial and Administrative Services	Finance and Administration (Core function) - Finance	Municipal Financial Viability and Management	Financial viability and economic sustainability	Municipal Financial Viability and Management	Financial viability measured in terms of the available cash to cover fixed operating expenditure as at 30 June 2019 (Cash and Cash Overdraft) + Short Term Investment / Monthly Fixed Operational Expenditure excluding interest on loans and interest on bank overdrafts for Bad Debts, Impairment and loss on disposal of Assets	Number of months it takes to cover the operating expenditure with available cash	All	Chief Financial Officer	1	Financial Statements	Number	1	0	0	0	1
73	2 Financial and Administrative Services	Finance and Administration (Core function) - Finance	Municipal Financial Viability and Management	Financial viability and economic sustainability	Municipal Financial Viability and Management	Spend 10% of the Financial Management Grant by 30 June 2019 (Total actual grant expenditure on Financial Management Grant/ Approved budget for the Financial Management Grant x 100)	% of FMG grant spent	All	Chief Financial Officer	90%	Sec 71 Report (FMG Report)	Percentage	90	20	40	70	90
74	2 Financial and Administrative Services	Finance and Administration (Core function) - Finance	Municipal Financial Viability and Management	Financial viability and economic sustainability	Municipal Financial Viability and Management	Submit financial statements to the Auditor General by 31 August 2018	Approved financial statements submitted to the Auditor General	All	Chief Financial Officer	1	Proof of submission	Number	1	1	0	0	0
75	2 Financial and Administrative Services	Finance and Administration (Core function) - Finance	Municipal Financial Viability and Management	Financial viability and economic sustainability	Municipal Financial Viability and Management	Achievement of a payment percentage of 85% of the 2017/18 Financial year Budgeted Revenue - Gross Debtors Opening Balance + Bad Debts Written Off/ Billed Revenue x 100	Payment % achieved	All	Chief Financial Officer	85%	Financial Systems Report	Percentage	85	85	85	85	85
76	2 Financial and Administrative Services	Finance and Administration (Core function) - Finance	Municipal Financial Viability and Management	Financial viability and economic sustainability	Municipal Financial Viability and Management	Archive an unqualified audit opinion by 31 March 2019 for the 2017/18 Financial year	Unqualified Audit opinion received	All	Chief Financial Officer	1	Final Audit Opinion	Number	1	0	0	1	0
77	2 Financial and Administrative Services	Finance and Administration (Core function) - Budget and Treasury Office	Municipal Financial Viability and Management	Financial viability and economic sustainability	Municipal Financial Viability and Management	Submit the draft main budget to Council for approval by 31 March 2019	Draft main budget submitted to Council for approval	All	Chief Financial Officer	1	Agenda of Council Meeting	Number	1	0	0	1	0
78	2 Financial and Administrative Services	Finance and Administration (Core function) - Budget and Treasury Office	Municipal Financial Viability and Management	Financial viability and economic sustainability	Municipal Financial Viability and Management	Submit the adjustments budget to Council for approval by 28 February 2019	Adjusted budget submitted to Council for approval	All	Chief Financial Officer	1	Agenda of Council Meeting	Number	1	0	0	1	0

Asset	Directorate (S)	Function (S)	Municipal KPI (S)	IP Objective (S)	Municipal KPI (S)	KPI Name (S)	Unit of Measurement	Ward (S)	KPI Owner (S)	Baseline	PCE	Target Type (S)	Annual Target	Q1	Q2	Q3	Q4
79	2 Financial and Administrative Services	Water Management (Core function) - Water Distribution	Basic Service Delivery	Improve and sustain basic service delivery and infrastructure development	Basic Service Delivery	Number of formal residential properties that receive piped water (credit and prepaid water) infrastructure network and billed for the service as at 30 June 2019	Number of residential properties which are billed for water or have pre paid meters	All	Chief Financial Officer	4950	Financial Systems Report	Number	4950	4950	4950	4950	4950
80	2 Financial and Administrative Services	Electricity (Core function) - Electricity	Basic Service Delivery	Improve and sustain basic service delivery and infrastructure development	Basic Service Delivery	Number of formal residential properties that receive electricity (credit and prepaid electricity) infrastructure network and billed for the service as at 30 June 2019	Number of residential properties which are billed for electricity or have pre paid meters (Excluding Ekurhuleni area)	All	Chief Financial Officer	7615	Financial Systems Report	Number	7615	7615	7615	7615	7615
81	2 Financial and Administrative Services	Waste Water Management (Core function) - Sewerage	Basic Service Delivery	Improve and sustain basic service delivery and infrastructure development	Basic Service Delivery	Number of formal residential properties that receive sewerage (credit and prepaid sewerage) infrastructure network and billed for the service as at 30 June 2019	Number of residential properties which are billed for sewerage	All	Chief Financial Officer	4315	Financial Systems Report	Number	4315	4315	4315	4315	4315
82	2 Financial and Administrative Services	Waste Management (Core function) - Solid Waste Removal	Basic Service Delivery	Improve and sustain basic service delivery and infrastructure development	Basic Service Delivery	Number of formal residential properties that receive refuse removal (credit and prepaid refuse removal) infrastructure network and billed for the service as at 30 June 2019	Number of residential properties which are billed for refuse removal	All	Chief Financial Officer	4950	Financial Systems Report	Number	4950	4950	4950	4950	4950
83	2 Financial and Administrative Services	Water Management (Core function) - Water Distribution	Basic Service Delivery	Improve and sustain basic service delivery and infrastructure development	Basic Service Delivery	Number of formal residential properties that receive piped water (credit and prepaid water) infrastructure network and billed for the service as at 30 June 2019	Number of households receiving free basic electricity	All	Chief Financial Officer	2000	Financial Systems Report	Number	2000	2000	2000	2000	2000
84	2 Financial and Administrative Services	Electricity (Core function) - Electricity	Basic Service Delivery	Improve and sustain basic service delivery and infrastructure development	Basic Service Delivery	Number of formal residential properties that receive electricity (credit and prepaid electricity) infrastructure network and billed for the service as at 30 June 2019	Number of households receiving free basic electricity	All	Chief Financial Officer	1950	Financial Systems Report	Number	1950	1950	1950	1950	1950
85	2 Financial and Administrative Services	Waste Water Management (Core function) - Sewerage	Basic Service Delivery	Improve and sustain basic service delivery and infrastructure development	Basic Service Delivery	Number of formal residential properties that receive sewerage (credit and prepaid sewerage) infrastructure network and billed for the service as at 30 June 2019	Number of households receiving free basic sanitation services	All	Chief Financial Officer	1900	Financial Systems Report	Number	1900	1900	1900	1900	1900
86	2 Financial and Administrative Services	Waste Management (Core function) - Solid Waste Removal	Basic Service Delivery	Improve and sustain basic service delivery and infrastructure development	Basic Service Delivery	Number of formal residential properties that receive refuse removal (credit and prepaid refuse removal) infrastructure network and billed for the service as at 30 June 2019	Number of households receiving free basic refuse removal	All	Chief Financial Officer	2000	Financial Systems Report	Number	2000	2000	2000	2000	2000
87	1 Office of the Municipal Manager	Finance and Administration (Core function) - Risk Management	Good Governance and Public Participation	Good Governance and Public Participation	Good Governance and Public Participation	Specific and measurable risk based audit plan for 2019/20 to be submitted to the Audit Committee by 30 June 2019	Risk based audit plan submitted to the Audit Committee	All	Municipal Manager	1	Minutes of the Audit Committee	Number	1	0	0	0	1
88	1 Office of the Municipal Manager	Planning and Development (Core function) - Corporate Wide Strategic Planning (IP, L&Ds)	Good Governance and Public Participation	Good Governance and Public Participation	Good Governance and Public Participation	Final the annual performance report for 2017/18 and submit to the Auditor General by 31 August 2018	Annual performance report for 2017/18 finalised and submitted to the Auditor General	All	Municipal Manager	1	Email submission of the Report	Number	1	1	0	0	0
89	1 Office of the Municipal Manager	Planning and Development (Core function) - Corporate Wide Strategic Planning (IP, L&Ds)	Good Governance and Public Participation	Good Governance and Public Participation	Good Governance and Public Participation	Complete and submit the draft annual report for 2017/18 to Council by 31 January 2019	Draft annual report for 2017/18 submitted to Council	All	Municipal Manager	1	Agenda of the Council meeting	Number	1	0	0	1	0
90	1 Office of the Municipal Manager	Planning and Development (Core function) - Corporate Wide Strategic Planning (IP, L&Ds)	Good Governance and Public Participation	Good Governance and Public Participation	Good Governance and Public Participation	Complete and submit the final annual report and oversight report for 2017/18 to Council by 31 March 2019	Final annual report and oversight report for 2017/18 submitted to Council	All	Office of the Municipal Manager	1	Agenda of the Council meeting	Number	1	0	0	1	0
91	1 Office of the Municipal Manager	Planning and Development (Core function) - Corporate Wide Strategic Planning (IP, L&Ds)	Good Governance and Public Participation	Good Governance and Public Participation	Good Governance and Public Participation	Submit the final reviewed IP to Council by 31 May 2019	Final IP submitted to Council	All	Municipal Manager	1	Agenda of the Council meeting	Number	1	0	0	0	1
92	2 Financial and Administrative Services	Finance and Administration (Core function) - Marketing, Customer Relations, Publicity and Media Communications	Good Governance and Public Participation	Good Governance and Public Participation	Good Governance and Public Participation	Develop a Drought Communications Strategy and submit to Council by 31 July 2018	Drought Communications Strategy submitted to Council	All	Municipal Manager	New KPI for 2018/19	Agenda of the Council meeting	Number	1	1	0	0	0

Revenue by Source for the 2018/19 financial year

Assist Ref	Line item (2018/19)	July	August	September	October	November	December	January	February	March	April	May	June	TOTAL
	200 characters	Number	Number	Number	Number	Number	Number	Number	Number	Number	Number	Number	Number	
1	Property rates	2,013	4,430	5,792	3,307	4,799	2,913	3,764	3,313	3,176	2,618	3,599	3,599	43323
2	Service charges - electricity revenue	6,196	8,193	7,493	7,459	6,582	6,086	7,644	7,035	7,474	6,207	7,893	7,893	86155
3	Service charges - water revenue	1,645	2,135	2,135	1,955	2,138	2,139	2,816	3,034	2,906	2,275	3,088	3,088	29354
4	Service charges - sanitation revenue	539	894	830	743	771	641	1,203	834	923	655	860	860	9753
5	Service charges - refuse revenue	535	903	806	776	760	626	877	840	847	642	906	906	9424
6	Service charges - other	-	-	-	-	-	-	-	-	-	-	-	-	0
7	Rental of facilities and equipment	19	45	111	8	33	40	40	85	51	25	21	21	499
8	Interest earned - external investments	13	55	98	190	196	154	222	14	125	177	327	327	1898
9	Interest earned - outstanding debtors	219	319	233	318	249	170	303	301	323	150	249	249	3083
10	Dividends received	-	-	-	-	-	-	-	-	-	-	-	-	0
11	Fines, penalties and forfeits	625	1,175	2,213	1,609	2,553	1,274	2,239	1,947	1,885	1,007	1,829	1,829	20185
12	Licences and permits	-	-	-	-	-	-	-	-	-	-	-	-	0
13	Agency services	222	247	233	211	249	215	235	218	218	530	299	299	3176
14	Transfers and subsidies	18,963	3,583	3,667	-	2,702	15,171	3,344	1,861	-	12,256	-	3,753	65300
15	Other revenue	465	635	3,721	559	579	228	405	328	328	328	328	328	8232
16	Gains on disposal of PPE	-	-	-	-	-	-	-	-	-	-	-	-	0
														0
														0
X	TOTAL	R 31,454	R 22,614	R 27,332	R 17,435	R 21,611	R 29,657	R 23,092	R 19,810	R 18,256	R 26,870	R 19,399	R 23,152	R 280,382

Monthly Cashflow for the 2018/19 financial year

Sub-Directorate [R] List	Line Item [R] 200 characters	Function [R] List	July		
			Revenue	Operational Exp.	Capital Exp.
Office of the Municipal Manager	Governance and administration	Executive and council	11649	911	0
Director: Financial and Administrative Services	Governance and administration	Finance and Administration	3950	7159	0
Director: Financial and Administrative Services	Governance and administration	Finance and Administration	0	63	0
Director: Integrated Development Planning	Community and public safety	Community and social services	1314	495	0
Director: Integrated Development Planning	Community and public safety	Sport and recreation	224	825	2000
Director: Integrated Development Planning	Community and public safety	Public safety	0	0	10498
Director: Integrated Development Planning	Community and public safety	Housing	2613	249	0
Director: Integrated Development Planning	Community and public safety	Health	0	0	0
Director: Integrated Development Planning	Economic and environmental services	Planning and development	2704	467	0
Director: Integrated Development Planning	Economic and environmental services	Road transport	846	2994	0
Director: Integrated Development Planning	Economic and environmental services	Environmental protection	0	0	0
Director: Integrated Development Planning	Trading services	Electricity	6713	8561	1040002
Director: Integrated Development Planning	Trading services	Water Management	7098	1423	213596
Director: Integrated Development Planning	Trading services	Waste water management	1591	665	190000
Director: Integrated Development Planning	Trading services	Waste management	662	876	0
Director: Integrated Development Planning	Other	Other	0	0	0
	TOTAL		39364	24688	1456096

Monthly Cashflow for the 2018/19 financial year

August			September			October		
Revenue	Operational Exp.	Capital Exp.	Revenue	Operational Exp.	Capital Exp.	Revenue	Operational Exp.	Capital Exp.
2205	867	18416	2252	960	0	2	1015	0
5225	7107	326350	7002	9849	78500	3894	8029	0
0	62	23650	0	64	0	0	64	13850
268	489	0	295	505	100200	7	518	0
306	814	0	1795	840	2200	270	859	42650
0	0	0	0	0	10500	0	0	0
3005	246	0	123	259	0	1585	274	0
0	0	0	0	0	0	0	0	0
2913	462	0	1586	480	0	1598	497	0
1420	2976	1177869.51	2444	3023	0	1818	3060	0
0	0	0	0	0	0	0	0	0
8740	8810	274012	7526	8606	213774	7743	6377	1339604
8057	1414	3166403	2445	1457	0	5043	1477	0
1093	660	41505	1033	685	55510	743	717	0
926	868	5200	831	899	0	776	932	0
0	0	0	0	0	0	0	0	0
34158	24775	5033405.51	27332	27627	460684	23479	23819	1396104

Monthly Cashflow for the 2018/19 financial year

November			December			January		
Revenue	Operational Exp.	Capital Exp.	Revenue	Operational Exp.	Capital Exp.	Revenue	Operational Exp.	Capital Exp.
1659	1105	26001	9320	965	58749	2054	1028	0
5574	8838	649952	4598	7871	0	4657	8283	0
0	92	0	0	68	0	0	77	70388
200	701	0	1062	532	91170	246	601	0
280	1172	0	110	886	3000	195	1000	0
0	0	4420	0	0	0	0	0	540
91	326	0	2920	263	0	112	300	0
0	0	0	0	0	0	0	0	0
337	646	0	2832	499	0	297	565	0
2798	3538	1255090	1487	3090	0	2471	3278	593564
0	0	0	0	0	0	0	0	0
6607	6753	0	6649	6557	565792	7674	6769	0
2367	1782	2255800	8118	1467	0	3099	1622	0
920	806	41135	1483	690	33835	1388	761	33835
778	1118	10200	728	919	0	899	1019	0
0	0	0	0	0	0	0	0	0
21611	26877	4262598	39307	23807	752546	23092	25303	698327

Monthly Cashflow for the 2018/19 financial year

February			March			April		
Revenue	Operational Exp.	Capital Exp.	Revenue	Operational Exp.	Capital Exp.	Revenue	Operational Exp.	Capital Exp.
1144	858	0	2	990	0	7532	883	13471
3885	6767	114732	3700	9707	109788	4059	6773	106000
0	63	0	0	64	242272	0	63	0
161	485	18000	23	504	0	858	485	58600
158	810	2650	158	838	17500	158	809	0
0	0	0	0	0	2402	0	0	35000
525	232	0	1589	255	0	3739	232	0
0	0	0	0	0	0	0	0	0
608	451	0	1513	477	0	3547	451	0
2162	2961	0	2100	3017	1163245.25	1536	2960	0
0	0	0	0	0	0	0	0	0
7135	6689	0	7759	5819	1686816	6908	6541	0
4092	1352	1235608	6002	1413	0	9793	1350	732000
938	629	406233	923	678	0	1335	630	169696
853	841	13522	847	891	0	724	842	0
0	0	0	0	0	0	0	0	0
21661	22138	1790745	24616	24653	3222023.25	40189	22019	1114767

Monthly Cashflow for the 2018/19 financial year

May			June			TOTAL		
Revenue	Operational Exp.	Capital Exp.	Revenue	Operational Exp.	Capital Exp.	Revenue	Operational Exp.	Capital Exp.
0	832	20837	2305	1409	0	R 40,124.00	R 11,823.00	R 137,474.00
4232	6816	0	4555	8829	0	R 55,331.00	R 96,028.00	R 1,385,322.00
0	65	0	0	69	0	R -	R 814.00	R 350,160.00
9	491	0	268	524	28020	R 4,711.00	R 6,330.00	R 295,990.00
158	822	0	158	878	5000	R 3,970.00	R 10,553.00	R 75,000.00
0	0	0	0	0	0	R -	R -	R 63,360.00
0	223	0	500	236	0	R 16,802.00	R 3,095.00	R -
0	0	0	0	0	0	R -	R -	R -
126	449	0	611	478	0	R 18,672.00	R 5,922.00	R -
2124	2970	0	2124	3059	0	R 23,330.00	R 36,926.00	R 4,199,769.00
0	0	0	0	0	0	R -	R -	R -
7895	6104	280000	7994	6138	0	R 89,343.00	R 83,724.00	R 5,400,000.00
3088	1329	0	4134	1393	208843	R 63,336.00	R 17,479.00	R 7,822,250.00
860	609	9251	1068	634	0	R 13,375.00	R 8,164.00	R 981,000.00
906	828	0	931	869	0	R 9,861.00	R 10,902.00	R 28,922.00
0	0	0	0	0	0	R -	R -	R -
19398	21538	310088	24648	24516	241863	0	0	0

Capital projects for the 2018/19 financial year

Project Details			Timeline			Financials			Performance			Compliance			Reporting		
Project ID	Project Name	Project Manager	Start Date	End Date	Status	Budget (USD)	Actual (USD)	Variance (USD)	Progress (%)	Quality Score	Compliance Score	Report Date	Report Type	Report Status	Report Content		
101	Project A	John Doe	2023-01-01	2023-12-31	On Track	1000000	950000	50000	85%	92%	95%	2023-10-15	Quarterly	Completed	Project A Q3 2023 Report		
102	Project B	Jane Smith	2023-02-01	2024-01-31	Delayed	800000	820000	-20000	70%	88%	90%	2023-10-15	Quarterly	In Progress	Project B Q3 2023 Report		
103	Project C	Mike Johnson	2023-03-01	2024-02-28	On Track	1200000	1150000	50000	90%	95%	98%	2023-10-15	Quarterly	Completed	Project C Q3 2023 Report		
104	Project D	Sarah Lee	2023-04-01	2024-03-31	On Track	900000	880000	20000	80%	90%	92%	2023-10-15	Quarterly	In Progress	Project D Q3 2023 Report		
105	Project E	David Kim	2023-05-01	2024-04-30	On Track	1100000	1050000	50000	88%	93%	96%	2023-10-15	Quarterly	Completed	Project E Q3 2023 Report		
106	Project F	Emily White	2023-06-01	2024-05-31	On Track	750000	720000	30000	75%	85%	88%	2023-10-15	Quarterly	In Progress	Project F Q3 2023 Report		
107	Project G	Chris Brown	2023-07-01	2024-06-30	On Track	1300000	1250000	50000	92%	97%	99%	2023-10-15	Quarterly	Completed	Project G Q3 2023 Report		
108	Project H	Alex Green	2023-08-01	2024-07-31	On Track	600000	580000	20000	65%	78%	82%	2023-10-15	Quarterly	In Progress	Project H Q3 2023 Report		
109	Project I	Olivia Black	2023-09-01	2024-08-31	On Track	950000	900000	50000	82%	91%	94%	2023-10-15	Quarterly	Completed	Project I Q3 2023 Report		
110	Project J	Noah Gray	2023-10-01	2024-09-30	On Track	1050000	1000000	50000	87%	94%	97%	2023-10-15	Quarterly	In Progress	Project J Q3 2023 Report		
111	Project K	Isabella Blue	2023-11-01	2024-10-31	On Track	850000	820000	30000	72%	86%	89%	2023-10-15	Quarterly	In Progress	Project K Q3 2023 Report		
112	Project L	Liam Red	2023-12-01	2024-11-30	On Track	1150000	1100000	50000	89%	96%	98%	2023-10-15	Quarterly	Completed	Project L Q3 2023 Report		
113	Project M	Mia Purple	2024-01-01	2025-01-31	On Track	700000	680000	20000	60%	75%	79%	2023-10-15	Quarterly	In Progress	Project M Q3 2023 Report		
114	Project N	Ben Yellow	2024-02-01	2025-02-28	On Track	1250000	1200000	50000	91%	98%	100%	2023-10-15	Quarterly	Completed	Project N Q3 2023 Report		
115	Project O	Charlotte Pink	2024-03-01	2025-03-31	On Track	900000	850000	50000	78%	89%	92%	2023-10-15	Quarterly	In Progress	Project O Q3 2023 Report		
116	Project P	Lucas Orange	2024-04-01	2025-04-30	On Track	1000000	950000	50000	86%	95%	97%	2023-10-15	Quarterly	Completed	Project P Q3 2023 Report		
117	Project Q	Hannah Silver	2024-05-01	2025-05-31	On Track	800000	780000	20000	70%	84%	87%	2023-10-15	Quarterly	In Progress	Project Q Q3 2023 Report		
118	Project R	Ethan Gold	2024-06-01	2025-06-30	On Track	1100000	1050000	50000	88%	96%	99%	2023-10-15	Quarterly	Completed	Project R Q3 2023 Report		
119	Project S	Ava Bronze	2024-07-01	2025-07-31	On Track	750000	720000	30000	68%	82%	85%	2023-10-15	Quarterly	In Progress	Project S Q3 2023 Report		
120	Project T	Jack Platinum	2024-08-01	2025-08-31	On Track	1200000	1150000	50000	90%	97%	100%	2023-10-15	Quarterly	Completed	Project T Q3 2023 Report		
121	Project U	Grace Diamond	2024-09-01	2025-09-30	On Track	950000	900000	50000	82%	93%	96%	2023-10-15	Quarterly	In Progress	Project U Q3 2023 Report		
122	Project V	Leo Sapphire	2024-10-01	2025-10-31	On Track	850000	820000	30000	72%	86%	89%	2023-10-15	Quarterly	In Progress	Project V Q3 2023 Report		
123	Project W	Oliver Ruby	2024-11-01	2025-11-30	On Track	1050000	1000000	50000	87%	94%	97%	2023-10-15	Quarterly	Completed	Project W Q3 2023 Report		
124	Project X	Sophia Emerald	2024-12-01	2025-12-31	On Track	700000	680000	20000	60%	75%	79%	2023-10-15	Quarterly	In Progress	Project X Q3 2023 Report		
125	Project Y	William Topaz	2025-01-01	2026-01-31	On Track	1150000	1100000	50000	89%	96%	98%	2023-10-15	Quarterly	Completed	Project Y Q3 2023 Report		
126	Project Z	Karen Amethyst	2025-02-01	2026-02-28	On Track	900000	850000	50000	78%	89%	92%	2023-10-15	Quarterly	In Progress	Project Z Q3 2023 Report		
127	Project AA	James Garnet	2025-03-01	2026-03-31	On Track	1200000	1150000	50000	90%	97%	99%	2023-10-15	Quarterly	Completed	Project AA Q3 2023 Report		
128	Project AB	Olivia Citrine	2025-04-01	2026-04-30	On Track	800000	780000	20000	70%	84%	87%	2023-10-15	Quarterly	In Progress	Project AB Q3 2023 Report		
129	Project AC	Michael Peridot	2025-05-01	2026-05-31	On Track	1100000	1050000	50000	88%	96%	99%	2023-10-15	Quarterly	Completed	Project AC Q3 2023 Report		
130	Project AD	Sophia Malachite	2025-06-01	2026-06-30	On Track	750000	720000	30000	68%	82%	85%	2023-10-15	Quarterly	In Progress	Project AD Q3 2023 Report		
131	Project AE	David Labradorite	2025-07-01	2026-07-31	On Track	1250000	1200000	50000	91%	98%	100%	2023-10-15	Quarterly	Completed	Project AE Q3 2023 Report		
132	Project AF	Emily Opal	2025-08-01	2026-08-31	On Track	900000	850000	50000	78%	89%	92%	2023-10-15	Quarterly	In Progress	Project AF Q3 2023 Report		
133	Project AG	Chris Aquamarine	2025-09-01	2026-09-30	On Track	1000000	950000	50000	86%	95%	97%	2023-10-15	Quarterly	Completed	Project AG Q3 2023 Report		
134	Project AH	Alex Fluorite	2025-10-01	2026-10-31	On Track	800000	780000	20000	70%	84%	87%	2023-10-15	Quarterly	In Progress	Project AH Q3 2023 Report		
135	Project AI	Olivia Zircon	2025-11-01	2026-11-30	On Track	1100000	1050000	50000	88%	96%	99%	2023-10-15	Quarterly	Completed	Project AI Q3 2023 Report		
136	Project AJ	Noah Tourmaline	2025-12-01	2026-12-31	On Track	750000	720000	30000	68%	82%	85%	2023-10-15	Quarterly	In Progress	Project AJ Q3 2023 Report		
137	Project AK	Isabella Spinel	2026-01-01	2027-01-31	On Track	1200000	1150000	50000	90%	97%	99%	2023-10-15	Quarterly	Completed	Project AK Q3 2023 Report		
138	Project AL	Liam Smoky Quartz	2026-02-01	2027-02-28	On Track	900000	850000	50000	78%	89%	92%	2023-10-15	Quarterly	In Progress	Project AL Q3 2023 Report		
139	Project AM	Mia Green Aventurine	2026-03-01	2027-03-31	On Track	1000000	950000	50000	86%	95%	97%	2023-10-15	Quarterly	Completed	Project AM Q3 2023 Report		
140	Project AN	Ben Smoky Topaz	2026-04-01	2027-04-30	On Track	800000	780000	20000	70%	84%	87%	2023-10-15	Quarterly	In Progress	Project AN Q3 2023 Report		
141	Project AO	Charlotte Labradorite	2026-05-01	2027-05-31	On Track	1100000	1050000	50000	88%	96%	99%	2023-10-15	Quarterly	Completed	Project AO Q3 2023 Report		
142	Project AP	Lucas Opal	2026-06-01	2027-06-30	On Track	750000	720000	30000	68%	82%	85%	2023-10-15	Quarterly	In Progress	Project AP Q3 2023 Report		
143	Project AQ	Hannah Aquamarine	2026-07-01	2027-07-31	On Track	1250000	1200000	50000	91%	98%	100%	2023-10-15	Quarterly	Completed	Project AQ Q3 2023 Report		
144	Project AR	Ethan Fluorite	2026-08-01	2027-08-31	On Track	900000	850000	50000	78%	89%	92%	2023-10-15	Quarterly	In Progress	Project AR Q3 2023 Report		
145	Project AS	Ava Zircon	2026-09-01	2027-09-30	On Track	1000000	950000	50000	86%	95%	97%	2023-10-15	Quarterly	Completed	Project AS Q3 2023 Report		
146	Project AT	Jack Tourmaline	2026-10-01	2027-10-31	On Track	800000	780000	20000	70%	84%	87%	2023-10-15	Quarterly	In Progress	Project AT Q3 2023 Report		
147	Project AU	Grace Spinel	2026-11-01	2027-11-30	On Track	1100000	1050000	50000	88%	96%	99%	2023-10-15	Quarterly	Completed	Project AU Q3 2023 Report		
148	Project AV	Leo Smoky Quartz	2026-12-01	2027-12-31	On Track	750000	720000	30000	68%	82%	85%	2023-10-15	Quarterly	In Progress	Project AV Q3 2023 Report		
149	Project AW	Oliver Green Aventurine	2027-01-01	2028-01-31	On Track	1200000	1150000	50000	90%	97%	99%	2023-10-15	Quarterly	Completed	Project AW Q3 2023 Report		
150	Project AX	Sophia Smoky Topaz	2027-02-01	2028-02-28	On Track	900000	850000	50000	78%	89%	92%	2023-10-15	Quarterly	In Progress	Project AX Q3 2023 Report		
151	Project AY	David Labradorite	2027-03-01	2028-03-31	On Track	1000000	950000	50000	86%	95%	97%	2023-10-15	Quarterly	Completed	Project AY Q3 2023 Report		
152	Project AZ	Emily Opal	2027-04-01	2028-04-30	On Track	800000	780000	20000	70%	84%	87%	2023-10-15	Quarterly	In Progress	Project AZ Q3 2023 Report		
153	Project BA	Chris Aquamarine	2027-05-01	2028-05-31	On Track	1100000	1050000	50000	88%	96%	99%	2023-10-15	Quarterly	Completed	Project BA Q3 2023 Report		
154	Project BB	Alex Fluorite	2027-06-01	2028-06-30	On Track	750000	720000	30000	68%	82%	85%	2023-10-15	Quarterly	In Progress	Project BB Q3 2023 Report		
155	Project BC	Olivia Zircon	2027-07-01	2028-07-31	On Track	1250000	1200000	50000	91%	98%	100%	2023-10-15	Quarterly	Completed	Project BC Q3 2023 Report		
156	Project BD	Noah Tourmaline	2027-08-01	2028-08-31	On Track	900000	850000	50000	78%	89%	92%	2023-10-15	Quarterly	In Progress	Project BD Q3 2023 Report		
157	Project BE	Isabella Spinel	2027-09-01	2028-09-30	On Track	1000000	950000	50000	86%	95%	97%	2023-10-15	Quarterly	Completed	Project BE Q3 2023 Report		
158	Project BF	Liam Smoky Quartz	2027-10-01	2028-10-31	On Track	800000	780000	20000	70%	84%	87%	2023-10-15	Quarterly	In Progress	Project BF Q3 2023 Report		
159	Project BG	Mia Green Aventurine	2027-11-01	2028-11-30	On Track	1100000	1050000	50000	88%	96%	99%	2023-10-15	Quarterly	Completed	Project BG Q3 2023 Report		
160	Project BH	Ben Smoky Topaz	2027-12-01	2028-12-31	On Track	750000	720000	30000	68%	82%	85%	2023-10-15	Quarterly	In Progress	Project BH Q3 2023 Report		
161	Project BI	Charlotte Labradorite	2028-01-01	2029-01-31	On Track	1200000	1150000	50000	90%	97%	99%	2023-10-15	Quarterly	Completed	Project BI Q3 2023 Report		
162	Project BJ	Lucas Opal	2028-02-01	2029-02-28	On Track	900000	850000	50000	78%	89%	92%	2023-10-15	Quarterly	In Progress	Project BJ Q3 2023 Report		
163	Project BK	Hannah Aquamarine	2028-03-01	2029-03-31	On Track	1000000	950000	50000	86%	95%	97%	2023-10-15	Quarterly	Completed	Project BK Q3 2023 Report		
164	Project BL	Ethan Fluorite	2028-04-01	2029-04-30	On Track	800000	780000	20000	70%	84%	87%	2023-10-15	Quarterly	In Progress	Project BL Q3 2023 Report		
165	Project BM	Ava Zircon	2028-05-01	2029-05-31	On Track	1100000	1050000	50000	88%	96%	99%	2023-10-15	Quarterly	Completed	Project BM Q3 2023 Report		
166	Project BN	Jack Tourmaline	2028-06-01	2029-06-30	On Track	750000	720000	30000	68%	82%	85%	2023-10-15	Quarterly	In Progress	Project BN Q3 2023 Report		
167	Project BO	Grace Spinel	2028-07-01	2029-07-31	On Track	1250000	1200000	50000	91%	98%	100%	2023-10-15	Quarterly	Completed	Project BO Q3 2023 Report		
168	Project BP	Leo Smoky Quartz	2028-08-01	2029-08-31	On Track	900000	850000	50000	78%	89%	92%	2023-10-15	Quarterly	In Progress	Project BP Q3 2023 Report		
169	Project BQ	Oliver Green Aventurine	2028-09-01	2029-09-30	On Track	1000000	950000	50000	86%	95%	97%	2023-10-15	Quarterly	Completed	Project BQ Q3 2023 Report		
170	Project BR	Sophia Smoky Topaz	2028-10-01	2029-10-31	On Track	800000	780000	20000	70%	84%	87%	2023-10-15	Quarterly	In Progress	Project BR Q3 2023 Report		
171	Project BS	David Labradorite	2028-11-01	2029-11-30	On Track	1100000	1050000	50000	88%	96%	99%	2023-10-15	Quarterly	Completed	Project BS Q3 2023 Report		
172	Project BT	Emily Opal	2028-12-01	2029-12-31	On Track	750000	720000	30000	68%	82%	85%	2023-10-15	Quarterly	In Progress	Project BT Q3 2023 Report		
173	Project BU	Chris Aquamarine	2029-01-01	2030-01-31	On Track	1200000	1150000	50000	90%	97%	99%	2023-10-15	Quarterly	Completed	Project BU Q3 2023 Report		
174	Project BV	Alex Fluorite	2029-02-01	2030-02-28	On Track	900000	850000	50000	78%	89%	92%	2023-10-15	Quarterly	In Progress	Project BV Q3 2023 Report		
175	Project BW	Olivia Zircon	2029-03-01	2030-03-31	On Track	1000000	950000	50000	86%	95%	97%	2023-10-15	Quarterly	Completed	Project BW Q3 2023 Report		
176	Project BX	Noah Tourmaline	2029-04-01	2030-04-30	On Track	800000	780000	20000	70%								

[illegible]

[illegible]

[illegible]